Pin数	尺寸A	尺寸B
2	1.0	2
3	2.0	3.0
4	3.0	4.0
5	4.0	5.0
6	5.0	6.0
7	6.0	7.0
8	7.0	8.0
9	8.0	9.0
10	9.0	10.0
11	10.0	11.0
12	11.0	12.0
13	12.0	13.0
14	13.0	14.0
15	14.0	15.0
16	15.0	16.0
17	16.0	17.0
18	17.0	18.0
19	18.0	19.0
20	19.0	20.0
21	20.0	21.0
22	21.0	22.0
23	22.0	23.0
24	23.0	24.0
25	24.0	25.0
26	25.0	26.0
27	26.0	27.0
28	27.0	28.0
29	28.0	29.0
30	29.0	30.0
31	30.0	31.0
32	31.0	32.0
33	32.0	33.0
34	33.0	34.0
35	34.0	35.0
36	35.0	36.0
37	36.0	37.0
38	37.0	38.0
39	38.0	39.0
40	39.0	40.0
41	40.0	41.0
42	41.0	42.0
43	42.0	43.0
44	43.0	44.0
45	44.0	45.0
46	45.0	46.0
47	46.0	47.0
48	47.0	48.0
49	48.0	49.0
50	49.0	50.0

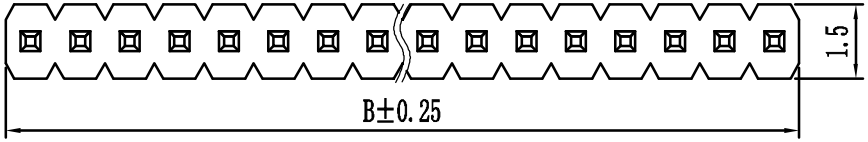

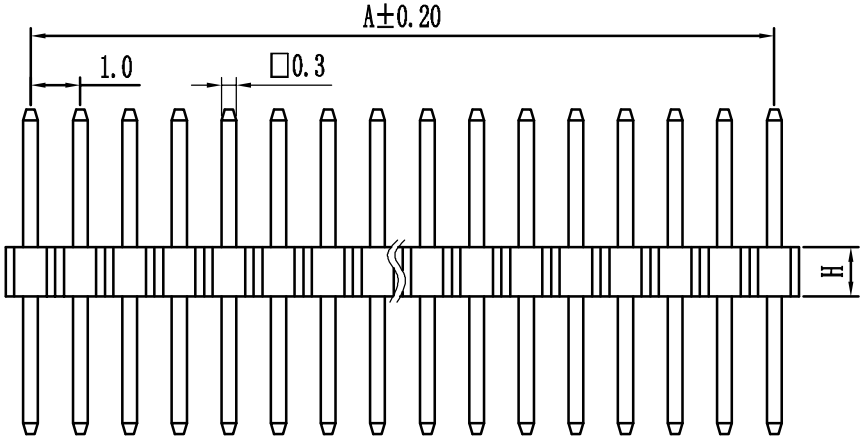

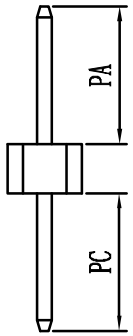

PCB LAYOUT

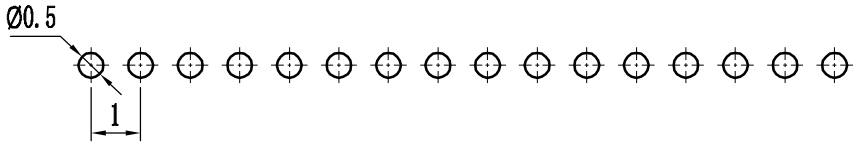



技术规范:

额定电流 : 0.75AMP

适用温度 : -40℃to+105℃

接触电阻 : 30mΩ Max

绝缘电阻 : 1000MΩ Min

耐电压 : AC 500V

绝缘材料 : Polyester (UL94V-0)
Standard:PA-6T

端子材质 : Brass

电镀规范 : Au or Sn Over 50u″ Ni

Height
H=1.0mm
H=1.5mm

P 2 — XX — 1 — 1 — XX — X — X — S — X

排针系列	间距	塑高	双塑	单排	PIN位	电镀	材质	角度	流水号
	1-0.8mm 2-1.0mm 3-1.27mm 4-2.0mm 5-2.5mm 6-2.54mm 7-3.96mm 8-5.08mm	1.0-10 1.5-15	1-单塑 2-双塑 3-三塑	1-单排 2-双排 3-三排 4-四排	1~40P/50P 2~40/50P 3~40/50P 4~40/50P	A-1u″ B-3u″ C-5u″ D-10u″ E-15u″ F-30u″ S-镀锡 H-半金锡	A-PBT B-PA46 C-PA6T D-PA9T E-LCP	S=180° R=90° M=SMT Z=Z型 V=135° L=卧式SMT	0-3.0 1-3.0/6.0(双塑) 2-3.0/3.0(双塑) 3-2.8/4.0(双塑) 4-2.6/3.5(双塑) 其它另做说明

							角度	±2°	东莞康导电子科技有限公司						
							X.	±0.25	设计		日期		1.0mm单排针，180°，塑高1.0/1.5mm Spec:1.0mm Pin Header, Single Row, Straight Positions: 1×1~1×50 Plastics Height: 1.0/1.5mm		
							.X	±0.15	审核		日期				
							.XX	±0.05	批准		日期				
变更单号	变更标记	变更日期	描述	变更人	审核	批准	未标公差		比例	1:1	单位	mm	页数	1 OF 1	A0