ROHS

For reference only

Pin数	尺寸A	尺寸B
2×1	-	2.54
2×2	2.54	5.08
2×3	5.08	7.62
2×4	7.62	10.16
2×5	10.16	12.70
2×6	12.70	15.24
2×7	15.24	17.78
2×8	17.78	20.32
2×9	20.32	22.86
2×10	22.86	25.40
2×11	25.40	27.94
2×12	27.94	30.48
2×13	30.48	33.02
2×14	33.02	35.56
2×15	35.56	38.10
2×16	38.10	40.64
2×17	40.64	43.18
2×18	43.18	45.72
2×19	45.72	48.26
2×20	48.26	50.80
2×21	50.80	53.34
2×22	53.34	55.88
2×23	55.88	58.42
2×24	58.42	60.96
2×25	60.96	63.50
2×26	63.50	66.04
2×27	66.04	68.58
2×28	68.58	71.12
2×29	71.12	73.66
2×30	73.66	76.20
2×31	76.20	78.74
2×32	78.74	81.28
2×33	81.28	83.82
2×34	83.82	86.36
2×35	86.36	88.90
2×36	88.90	91.44
2×37	91.44	93.98
2×38	93.98	96.52
2×39	96.52	99.06
2×40	99.06	101.60

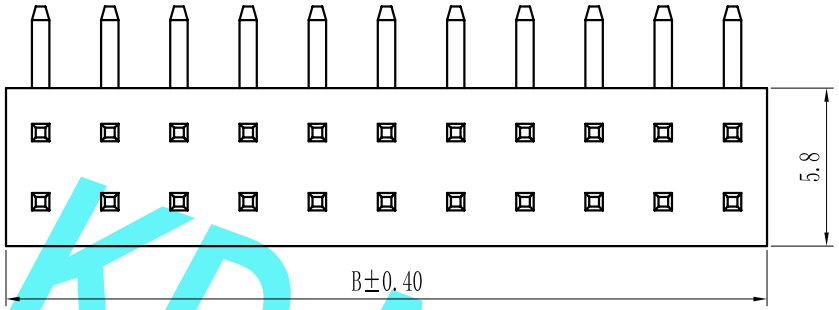



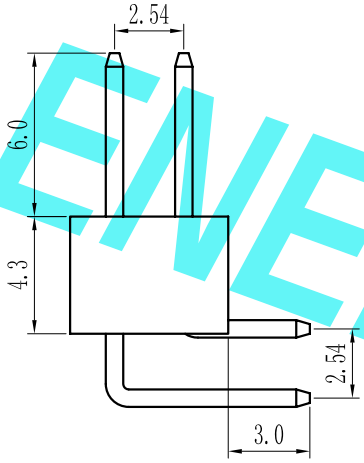

PCB LAYOUT

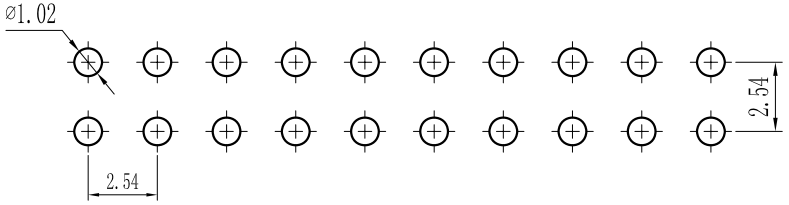

Specification:
Current Rating : 3.0AMP
Temperature Range : -40℃to+105℃
Contact Resistance : 20mΩ Max
Insulation Resistance : 1000MΩ Min
Withstanding Voltage : AC 1000V
Material:
Insulator : Polyester (UL94V-0)
Standard:PBT/PA6T/LCP
Contact: Brass
Plating : Au or Sn Over 50u″ Ni

P 25 9D-XXX X X-XX-X-XXX
① ② ③ ④ ⑤ ⑥ ⑦ ⑧ ⑨

① Series No:
P=Pin Header
F=Female Header
B=Box Header
E=Ejector Header

② Pitch:
08=0.80
10=1.00
12=1.27
20=2.00
25=2.54
39=3.96
50=5.08

③ Tail&Mounting Style:
9D=Right Angle DIP Type
9S=Straight SMT Type
0D=Straight DIP Type
0S=Horizontal SMT Type

④ No. of Pins:
Single Row / Double Row
101=1*1Pin / 201=2*1Pin
102=1*2Pin / 202=2*2Pin
⋮ ⋮ / ⋮ ⋮
140=1*40pin / 240=2*40pin

⑤ Insulator Color:
A:Black B:Brown C:Red
D:Orange E:Yellow F:Green
G:Blue H:Violet J:Gray
K:White P:Light Blue

⑥ Material Type:
A-PBT
B-PA46
C-PA6T
D-PA9T
E-LCP

⑦ Plating Type:
0*-Sn-Au 1*-Ni 2*-Sn 3*-Matte-Tin 5*-Au
0A-Sn-Au 1u″ 0F-Sn-Au 10u″ 5A-Au 1u″
0B-Sn-Au 2u″ 0G-Sn-Au 15u″ 5B-Au 2u″
0C-Sn-Au 3u″ 0H-Sn-Au 30u″ 5C-Au 3u″
0D-Sn-Au 4u″ 0I-Sn-Au 40u″ ⋮
0E-Sn-Au 5u″ 0J-Sn-Au 50u″ 5J-Au 50u″

⑧ RoHS Request:
0:No Request
1:RoHS
2:HF(Halogen Free)

⑨ Customer Code

REV.	REVISION RECORD	DATE

UNIT: MM
SIZE: A4

GENERAL TOLERANCES	
LINEAR	ANGLES
0.0±0.25	X° REF±6°
0.00±0.15	X° ±3°
0.000±0.08	X° X'±2°

SCALE: 1:1	NAME	DATE
APPROVED		
DESIGNER		
DRAWN		

东莞市康导新能源科技有限公司
DONGGUANG KD NEW ENERGY TECHNOLOGY CO.,LTD.
Web: www.dgconne.com Tel: 0769-85337633
Email: 2850175986@qq.com Fax: 0769-85392827

TITLE:
Pitch2.54mm Pin Header,Single Plastic, Dual Row,Right Angle Type

PART. NO: KDPH-0109
DWG. NO: ENDE0109
REV: A0
SHEET: 1/1

KD NEW ENERGY