ROHS

For reference only

Pin数	尺寸A	尺寸B
2×2	1.00	2.40
2×3	2.00	3.40
2×4	3.00	4.40
2×5	4.00	5.40
2×6	5.00	6.40
2×7	6.00	7.40
2×8	7.00	8.40
2×9	8.00	9.40
2×10	9.00	10.40
2×11	10.00	11.40
2×12	11.00	12.40
2×13	12.00	13.40
2×14	13.00	14.40
2×15	14.00	15.40
2×16	15.00	16.40
2×17	16.00	17.40
2×18	17.00	18.40
2×19	18.00	19.40
2×20	19.00	20.40
2×21	20.00	21.40
2×22	21.00	22.40
2×23	22.00	23.40
2×24	23.00	24.40
2×25	24.00	25.40
2×26	25.00	26.40
2×27	26.00	27.40
2×28	27.00	28.40
2×29	28.00	29.40
2×30	29.00	30.40
2×31	30.00	31.40
2×32	31.00	32.40
2×33	32.00	33.40
2×34	33.00	34.40
2×35	34.00	35.40
2×36	35.00	36.40
2×37	36.00	37.40
2×38	37.00	38.40
2×39	38.00	39.40
2×40	39.00	40.40
2×41	40.00	41.40
2×42	41.00	42.40
2×43	42.00	43.40
2×44	43.00	44.40
2×45	44.00	45.40
2×46	45.00	46.40
2×47	46.00	47.40
2×48	47.00	48.40
2×49	48.00	49.40
2×50	49.00	50.40

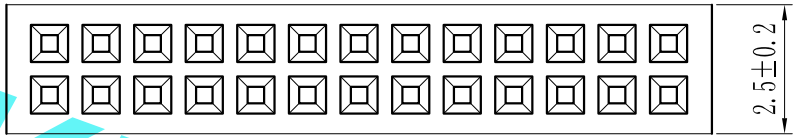

PC
1.5
1.8
2.0

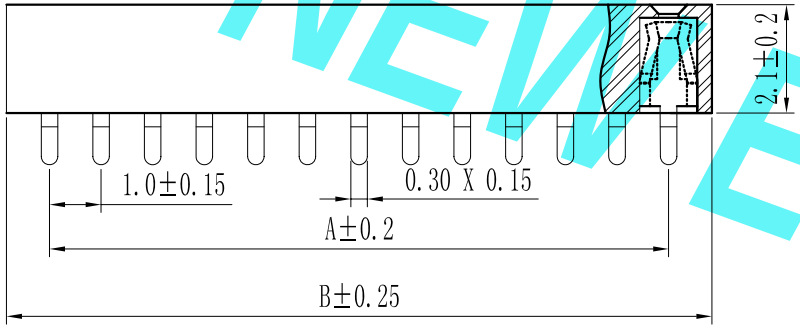

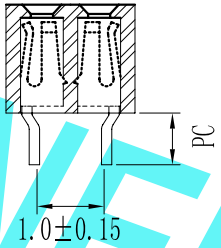

Specification:
Current Rating : 1AMP
Temperature Range : -40℃to+105℃
Contact Resistance : 20mΩ Max
Insulation Resistance : 1000MΩ Min
Withstanding Voltage : AC 500V
Material:
Insulator : Polyester (UL94V-0)
Standard:PBT/PA6T/LCP
Contact: Bronze
Plating : Au or Sn Over 50u″ Ni

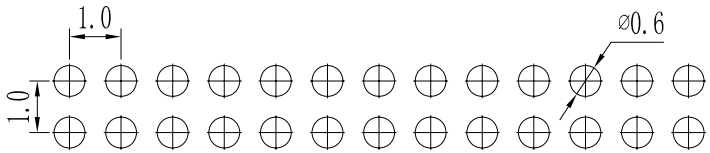

PCB LAYOUT

F 10 0D-XXX X X-XX-X-XXX
① ② ③ ④ ⑤ ⑥ ⑦ ⑧ ⑨

① Series No:
P=Pin Header
F=Female Header
B=Box Header
E=Ejector Header

② Pitch:
08=0.80
10=1.00
12=1.27
20=2.00
25=2.54
39=3.96
50=5.08

③ Tail&Mounting Style:
0D=Right Angle DIP Type
0S=Straight SMT Type
0D=Straight DIP Type
0S=Horizontal SMT Type

④ No. of Pins:
Single Row / Double Row
101=1*1Pin 201=2*1Pin
102=1*2Pin 202=2*2Pin
⋮ ⋮ ⋮ ⋮
140=1*40pin 240=2*40pin

⑤ Insulator Color:
A:Black B:Brown C:Red
D:Orange E:Yellow F:Green
G:Blue H:Violet J:Gray
K:White P:Light Blue

⑥ Material Type:
A-PBT
B-PA46
C-PA6T
D-PA9T
E-LCP

⑦ Plating Type:
0*-Sn-Au 1*-Ni 2*-Sn 3*-Matte-Tin 5*-Au
0A-Sn-Au 1u″ 0F-Sn-Au 10u″ 5A-Au 1u″
0B-Sn-Au 2u″ 0G-Sn-Au 15u″ 5B-Au 2u″
0C-Sn-Au 3u″ 0H-Sn-Au 30u″ 5C-Au 3u″
0D-Sn-Au 4u″ 0I-Sn-Au 40u″ ⋮
0E-Sn-Au 5u″ 0J-Sn-Au 50u″ 5J-Au 50u″

⑧ RoHS Request:
0:No Request
1:RoHS
2:HF(Halogen Free)

⑨ Customer Code

REV.	REVISION RECORD	DATE

UNIT: MM
SIZE: A4

GENERAL TOLERANCES	
LINEAR	ANGLES
0.0±0.25	X° REF±6°
0.00±0.15	X° ±3°
0.000±0.08	X° X'±2°

SCALE: 1:1	NAME	DATE
APPROVED		
DESIGNER		
DRAWN		

东莞市康导新能源科技有限公司
DONGGUANG KD NEW ENERGY TECHNOLOGY CO.,LTD.
Web: www.dgconne.com Tel: 0769-85337633
Email: 2850175986@qq.com Fax: 0769-85392827

TITLE:
Pitch1.00mm Female Header, Dual Row, Plastic Height 2.1mm, DIP(U)

PART. NO: KDFH-0007
DWG. NO: ENDE1007
REV: A0
SHEET: 1/1

KD NEW ENERGY