ROHS

For reference only

Pin数	尺寸A	尺寸B
2×2	1.27	2.94
2×3	2.54	4.21
2×4	3.81	5.48
2×5	5.08	6.75
2×6	6.35	8.02
2×7	7.62	9.29
2×8	8.89	10.56
2×9	10.16	11.83
2×10	11.43	13.10
2×11	12.70	14.37
2×12	13.97	15.64
2×13	15.24	16.91
2×14	16.51	18.18
2×15	17.78	19.45
2×16	19.05	20.72
2×17	20.32	21.99
2×18	21.59	23.26
2×19	22.86	24.53
2×20	24.13	25.80
2×21	25.40	27.07
2×22	26.67	28.34
2×23	27.94	29.61
2×24	29.21	30.88
2×25	30.48	32.15
2×26	31.75	33.42
2×27	33.02	34.69
2×28	34.29	35.96
2×29	35.56	37.23
2×30	36.83	38.50
2×31	38.10	39.77
2×32	39.37	41.04
2×33	40.64	42.31
2×34	41.91	43.58
2×35	43.18	44.85
2×36	44.45	46.12
2×37	45.72	47.39
2×38	46.99	48.66
2×39	48.26	49.93
2×40	49.53	51.20
2×41	50.80	52.47
2×42	52.07	53.74
2×43	53.34	55.01
2×44	54.61	56.28
2×45	55.88	57.55
2×46	57.15	58.82
2×47	58.42	60.09
2×48	59.69	61.36
2×49	60.96	62.63
2×50	62.23	63.90

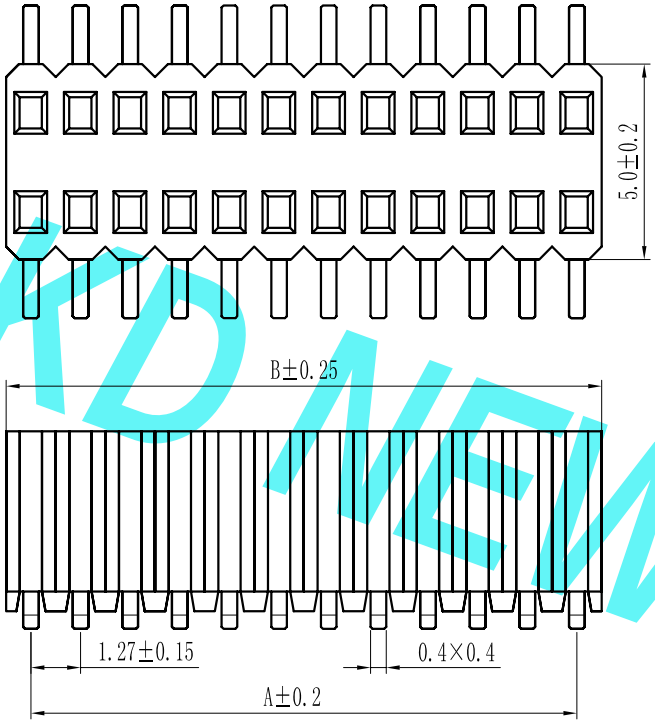

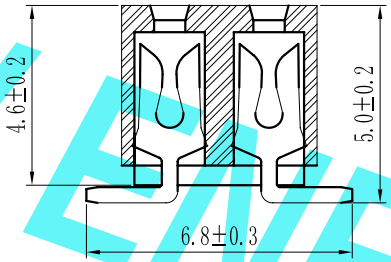

Specification:
Current Rating : 1AMP
Temperature Range : -40℃to+105℃
Contact Resistance : 20mΩ Max
Insulation Resistance : 1000MΩ Min
Withstanding Voltage : AC 500V
Material:
Insulator : Polyester (UL94V-0)
Standard:PA6T/LCP
Contact: Brass
Plating : Au or Sn Over 50u″ Ni

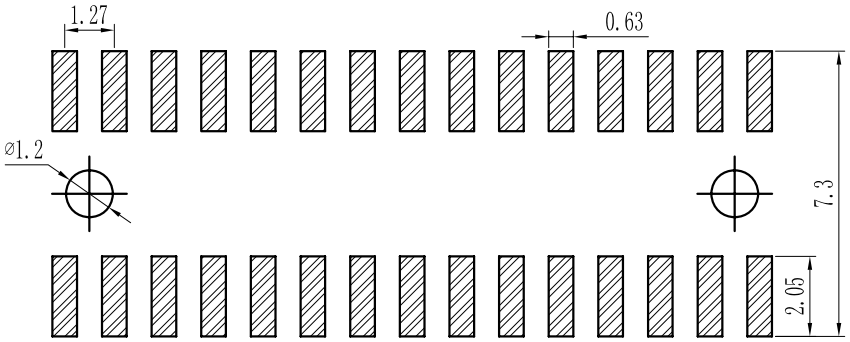

PCB LAYOUT

F 12 9S-XXX X X-XX-X-XXX
① ② ③ ④ ⑤ ⑥ ⑦ ⑧ ⑨

① Series No:
P=Pin Header
F=Female Header
B=Box Header
E=Ejector Header

② Pitch:
08=0.80
10=1.00
12=1.27
20=2.00
25=2.54
39=3.96
50=5.08

③ Tail&Mounting Style:
9D=Right Angle DIP Type
9S=Straight SMT Type
0D=Straight DIP Type
0S=Horizontal SMT Type

④ No. of Pins:
Single Row / Double Row
101=1*1Pin / 201=2*1Pin
102=1*2Pin / 202=2*2Pin
⋮ ⋮ / ⋮ ⋮
140=1*40pin / 240=2*40pin

⑤ Insulator Color:
A:Black B:Brown C:Red
D:Orange E:Yellow F:Green
G:Blue H:Violet J:Gray
K:White P:Light Blue

⑥ Material Type:
A-PBT
B-PA46
C-PA6T
D-PA9T
E-LCP

⑦ Plating Type:
0*-Sn-Au 1*-Ni 2*-Sn 3*-Matte-Tin 5*-Au
0A-Sn-Au 1u″ 0F-Sn-Au 10u″ 5A-Au 1u″
0B-Sn-Au 2u″ 0G-Sn-Au 15u″ 5B-Au 2u″
0C-Sn-Au 3u″ 0H-Sn-Au 30u″ 5C-Au 3u″
0D-Sn-Au 4u″ 0I-Sn-Au 40u″ ⋮
0E-Sn-Au 5u″ 0J-Sn-Au 50u″ 5J-Au 50u″

⑧ RoHS Request:
0:No Request
1:RoHS
2:HF(Halogen Free)

⑨ Customer Code

REV.	REVISION RECORD	DATE

UNIT: MM
SIZE: A4

GENERAL TOLERANCES	
LINEAR	ANGLES
0.0±0.25	X° REF±6°
0.00±0.15	X° ±3°
0.000±0.08	X° X'±2°

SCALE: 1:1	NAME	DATE
APPROVED		
DESIGNER		
DRAWN		

东莞市康导新能源科技有限公司
DONGGUANG KD NEW ENERGY TECHNOLOGY CO.,LTD.
Web: www.dgconne.com Tel: 0769-85337633
Email: 2850175986@qq.com Fax: 0769-85392827

TITLE:
1.27*2.54mm Female Header,Dual Row,
Plastic Height 4.6mm,SMT Type(Y)

PART. NO: KDFH-0060
DWG. NO: ENDE1060
REV: A0
SHEET: 1/1

KD NEW ENERGY