ROHS

For reference only

Pin数	尺寸A	尺寸B	尺寸C
2×5	8.00	11.00	12.65
2×6	10.00	13.00	14.65
2×7	12.00	15.00	16.65
2×8	14.00	17.00	18.65
2×9	16.00	19.00	20.65
2×10	18.00	21.00	22.65
2×11	20.00	23.00	24.65
2×12	22.00	25.00	26.65
2×13	24.00	27.00	28.65
2×14	26.00	29.00	30.65
2×15	28.00	31.00	32.65
2×16	30.00	33.00	34.65
2×17	32.00	35.00	36.65
2×18	34.00	37.00	38.65
2×19	36.00	39.00	40.65
2×20	38.00	41.00	42.65
2×21	40.00	43.00	44.65
2×22	42.00	45.00	46.65
2×23	44.00	47.00	48.65
2×24	46.00	49.00	50.65
2×25	48.00	51.00	52.65
2×26	50.00	53.00	54.65
2×27	52.00	55.00	56.65
2×28	54.00	57.00	58.65
2×29	56.00	59.00	60.65
2×30	58.00	61.00	62.65
2×31	60.00	63.00	64.65
2×32	62.00	65.00	66.65
2×33	64.00	67.00	68.65
2×34	66.00	69.00	70.65
2×35	68.00	71.00	72.65
2×36	70.00	73.00	74.65
2×37	72.00	75.00	76.65
2×38	74.00	77.00	78.65
2×39	76.00	79.00	80.65
2×40	78.00	81.00	82.65

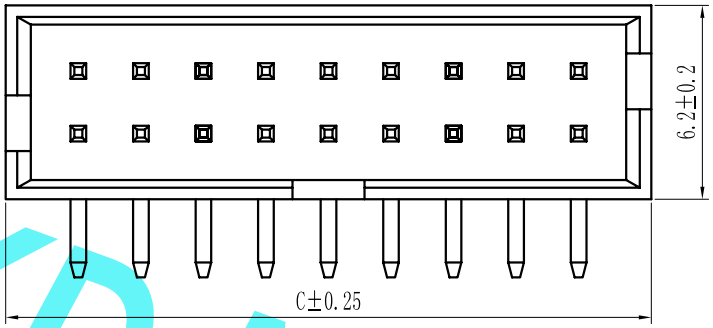

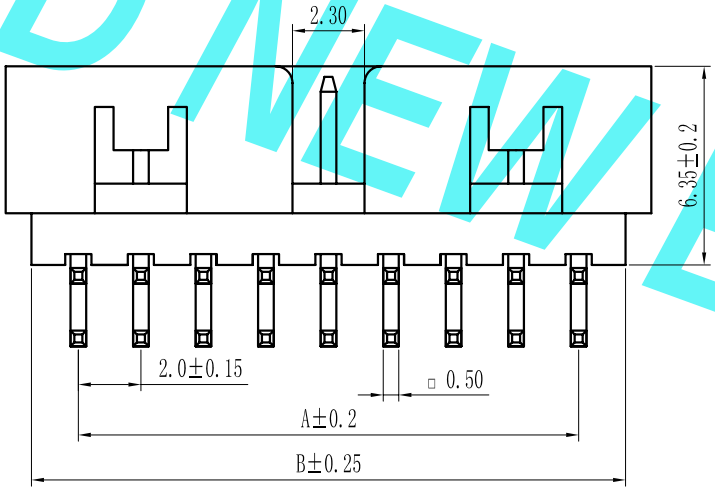

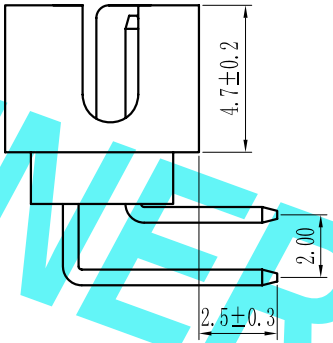

Specification:
Current Rating : 1.5AMP
Temperature Range : -40℃to+105℃
Contact Resistance : 20mΩ Max
Insulation Resistance : 1000MΩ Min
Withstanding Voltage : AC 500V
Material:
Insulator : Polyester (UL94V-0)
Standard:PBT/PA6T/LCP
Contact: Brass
Plating : Au or Sn Over 50u″ Ni

PCB LAYOUT

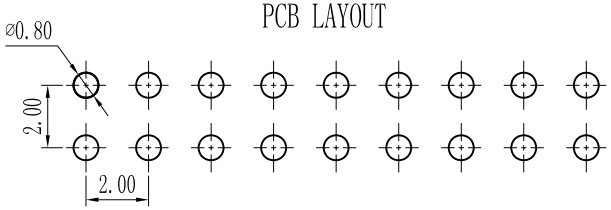

B 20 9D-XXX X X-XX-X-XXX
① ② ③ ④ ⑤ ⑥ ⑦ ⑧ ⑨

① Series No:
P=Pin Header
F=Female Header
B=Box Header
E=Ejector Header

② Pitch:
08=0.80
10=1.00
12=1.27
20=2.00
25=2.54
39=3.96
50=5.08

③ Tail&Mounting Style:
9D=Right Angle DIP Type
9S=Straight SMT Type
0D=Straight DIP Type
0S=Horizontal SMT Type

④ No. of Pins:

Single Row	Double Row
101=1*1Pin	201=2*1Pin
102=1*2Pin	202=2*2Pin
⋮ ⋮	⋮ ⋮
140=1*40pin	240=2*40pin

⑤ Insulator Color:
A:Black B:Brown C:Red
D:Orange E:Yellow F:Green
G:Blue H:Violet J:Gray
K:White P:Light Blue

⑥ Material Type:
A-PBT
B-PA46
C-PA6T
D-PA9T
E-LCP

⑦ Plating Type:
0*-Sn-Au 1*-Ni 2*-Sn 3*-Matte-Tin 5*-Au
0A-Sn-Au 1u″ 0F-Sn-Au 10u″ 5A-Au 1u″
0B-Sn-Au 2u″ 0G-Sn-Au 15u″ 5B-Au 2u″
0C-Sn-Au 3u″ 0H-Sn-Au 30u″ 5C-Au 3u″
0D-Sn-Au 4u″ 0I-Sn-Au 40u″ ⋮
0E-Sn-Au 5u″ 0J-Sn-Au 50u″ 5J-Au 50u″

⑧ RoHS Request:
0:No Request
1:RoHS
2:HF(Halogen Free)

⑨ Customer Code

REV.	REVISION RECORD	DATE

UNIT: MM
SIZE: A4

GENERAL TOLERANCES	
LINEAR	ANGLES
0.0±0.25	X° REF±6°
0.00±0.15	X° ±3°
0.000±0.08	X° X'±2°

SCALE: 1:1	NAME	DATE
APPROVED		
DESIGNER		
DRAWN		

东莞市康导新能源科技有限公司
DONGGUANG KD NEW ENERGY TECHNOLOGY CO.,LTD.
Web: www.dgconne.com Tel: 0769-85337633
Email: 2850175986@qq.com Fax: 0769-85392827

TITLE:
Pitch2.00mm Box Header,Dual Row,
Plastic Height 6.35mm,Right Angle Type

PART. NO: KDBH-0024
DWG. NO: ENDE2024
REV: A0 SHEET: 1/1

KD NEW ENERGY