ROHS

For reference only

Pin数	尺寸A	尺寸B
1		1.68
2	1.27	2.95
3	2.54	4.22
4	3.81	5.49
5	5.08	6.76
6	6.35	8.03
7	7.62	9.30
8	8.89	10.57
9	10.16	11.84
10	11.43	13.11
11	12.70	14.38
12	13.97	15.65
13	15.24	16.92
14	16.51	18.19
15	17.78	19.46
16	19.05	20.73
17	20.32	22.00
18	21.59	23.27
19	22.86	24.54
20	24.13	25.81
21	25.40	27.08
22	26.67	28.35
23	27.94	29.62
24	29.21	30.89
25	30.48	32.16
26	31.75	33.43
27	33.02	34.70
28	34.29	35.97
29	35.56	37.24
30	36.83	38.51
31	38.10	39.78
32	39.37	41.05
33	40.64	42.32
34	41.91	43.59
35	43.18	44.86
36	44.45	46.13
37	45.72	47.40
38	46.99	48.67
39	48.26	49.94
40	49.53	51.21
41	50.80	52.48
42	52.07	53.75
43	53.34	55.02
44	54.61	56.29
45	55.88	57.56
46	57.15	58.83
47	58.42	60.10
48	59.69	61.37
49	60.96	62.64
50	62.23	63.91

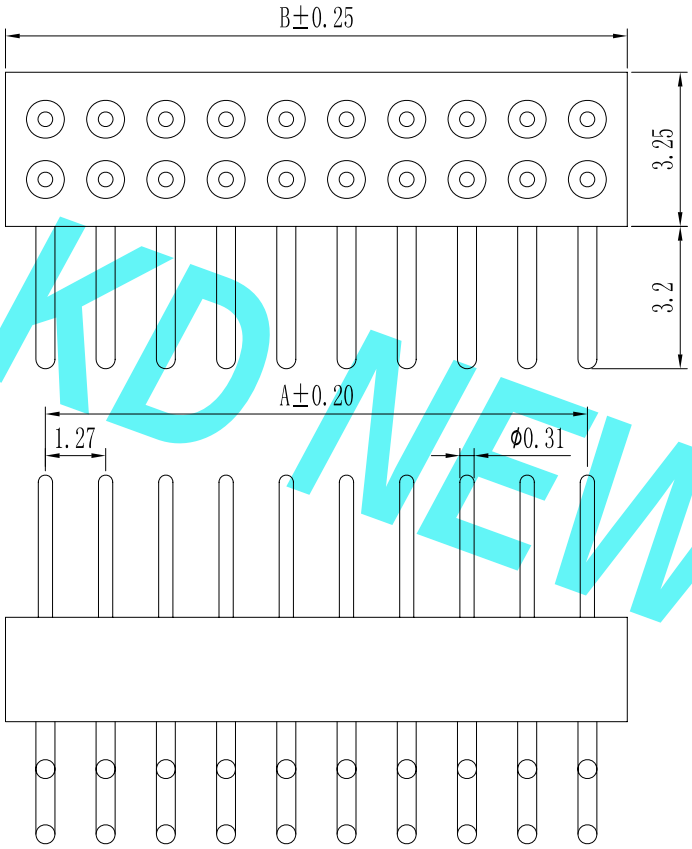

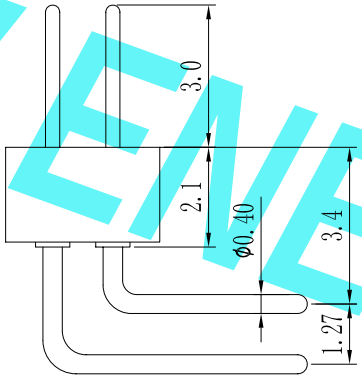

PCB LAYOUT

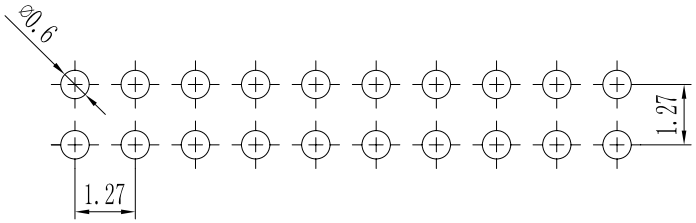

Specification:

Current Rating : 1AMP

Temperature Range : -40℃to+105℃

Contact Resistance : 20mΩ Max

Insulation Resistance : 1000MΩ Min

Withstanding Voltage : AC 500V

Material:

Insulator : Polyester (UL94V-0)

Standard:PBT/PA6T/LCP

Contact: Brass

Plating : Au or Sn Over 50u″ Ni

R 12 0D-XXX X X-XX-X-XXX

① ② ③ ④ ⑤ ⑥ ⑦ ⑧ ⑨

① Series No:
P=Pin Header
F=Female Header
B=Box Header
E=Ejector Header
R=Round Pin

② Pitch:
08=0.80
10=1.00
12=1.27
20=2.00
25=2.54
39=3.96
50=5.08

③ Tail&Mounting Style:
9D=Right Angle DIP Type
9S=Straight SMT Type
0D=Straight DIP Type
0S=Horizontal SMT Type

④ No. of Pins:
Single Row / Double Row
101=1*1Pin / 201=2*1Pin
102=1*2Pin / 202=2*2Pin
⋮ ⋮ / ⋮ ⋮
140=1*40pin / 240=2*40pin

⑤ Insulator Color:
A:Black B:Brown C:Red
D:Orange E:Yellow F:Green
G:Blue H:Violet J:Gray
K:White P:Light Blue

⑥ Material Type:
A-PBT
B-PA46
C-PA6T
D-PA9T
E-LCP

⑦ Plating Type:
0*-Sn-Au 1*-Ni 2*-Sn 3*-Matte-Tin 5*-Au
0A-Sn-Au 1u″ 0F-Sn-Au 10u″ 5A-Au 1u″
0B-Sn-Au 2u″ 0G-Sn-Au 15u″ 5B-Au 2u″
0C-Sn-Au 3u″ 0H-Sn-Au 30u″ 5C-Au 3u″
0D-Sn-Au 4u″ 0I-Sn-Au 40u″ ⋮
0E-Sn-Au 5u″ 0J-Sn-Au 50u″ 5J-Au 50u″

⑧ RoHS Request:
0:No Request
1:RoHS
2:HF(Halogen Free)

⑨ Customer Code

REV.	REVISION RECORD	DATE

UNIT: MM

SIZE: A4

GENERAL TOLERANCES	
LINEAR	ANGLES
0.0±0.25	X° REF±6°
0.00±0.15	X° ±3°
0.000±0.08	X° X'±2°

SCALE: 1:1	NAME	DATE
APPROVED		
DESIGNER		
DRAWN		

东莞市康导新能源科技有限公司
DONGGUANG KD NEW ENERGY TECHNOLOGY CO.,LTD.
Web: www.dgconne.com Tel: 0769-85337633
Email: 2850175986@qq.com Fax: 0769-85392827

TITLE:
Pitch1.27mm Round Pin, Dual Row,
Plastic Height 2.0mm, Right Angle Type

PART. NO: KDRH-0004

DWG. NO: ENDE4004

REV: A0 SHEET: 1/1

KD NEW ENERGY